

AprilAire®

Dampers

SPECIFICATION SHEET

**Leading
Performance**



Simplified Installs for All Applications.

Zone Dampers

Proven Reliability


- Rigorous cycle testing in extreme temperatures (over 140° F) to simulate attic summer conditions
- Functional testing performed at extreme environmental conditions of -40°F/90% RH and 150°F/15% RH
- 100% end-of-line testing
- Actuator design proven successful in thousands of system installs
- Packaging and product design for rough handling exceed shipping requirements of the ISTA 1A drop test
- Five-year warranty

Fail Safe Design

- Zone damper normally open; powers closed, allowing conditioned air to continue to flow if mechanical motor reaches end of service life

Blade Positioning Indicator

- Orange indicator—easy to read from a distance
- Open and closed position clearly indicated
- Orange position indicator on both sides of damper
- Simple, visual system check and troubleshooting



Back View of Damper

Flex Duct Integration

- Raised actuator allows flex duct to encase entire damper
- Damper shell extended beyond actuator to provide ample space to secure flex duct (zip tie)

Additional Zone Dampers




Rectangular

Slip-In

Rectangular

Round

POWER OPEN/POWER CLOSED (3 WIRE)



Bypass Settings

- Thumbscrew adjustable, no tools required
- Factory set to 0% bypass
- Standard setting indicated by ▲, approximate 15% bleed
- Controlled Pressure Relief is infinitely adjustable for peak system performance

One Piece Assembly

- Remove motor and actuator as one assembly
- Assembly replacement while damper shell remains in duct
- Simple, labor saving design

Attic Insulation Protection

- Insulation proof—all openings secured preventing spray in insulation from entering actuator and causing problems

Round Damper Blade Design

- Gasket material minimizes air bypass when blade is closed
- Common plastic bearing stabilizes damper blade
- Hex shaft allows secure blade fastening

Robust Motor Design

- Start-up torque dampened with torsion lever for extended life
- Motor covered for improved appearance, cover tightly secured
- Life tested to extreme usage in attic temperatures

2-Wire Connection

- Simplifies installation—fewer wires to organize

Ventilation
(black label)









NORMALLY-CLOSED
POWER OPEN

Zoning
(white label)



NORMALLY-OPEN
POWER CLOSED

		NOMINAL DIAMETER												
		4"	5"	6"	7"	8"	9"	10"	12"	14"	16"	18"	20"	
Round Dampers     	Size & Stock No.	(102mm)	(127mm)	(153mm)	(178mm)	(200mm)	(229mm)	(250mm)	(300mm)	(350mm)	(400mm)	(450mm)	(500mm)	
	Zone Damper (Normally open/power closed)	-	-	6606*	6607*	6608*	6609*	6610*	6612*	6614*	6616*	6618	6620	
	Ventilation Damper (Normally closed/power open)	-	-	6506	-	6508	-	6510	-	-	-	-	-	-
	Barometric Pressure Relief (Air flow activated)	-	-	-	-	6108	-	6110	6112	6114	6116	-	-	-
	Static Pressure Relief (power activated)	-	-	-	-	6208	-	6210	6212	6214	6216	6218	6220	-
	Round Slip-in Damper (Normally open/power closed)	6704	6705	6706	6707	6708	-	6710	-	-	-	-	-	-

		NOMINAL WIDTH												
		8"	10"	12"	14"	16"	18"	20"	22"	24"	26"	28"	30"	
Rectangular Dampers 	Size & Stock No.	8" (200mm)	10" (250mm)	12" (300mm)	14" (350mm)	16" (400mm)	18" (450mm)	20" (500mm)	22" (550mm)	24" (600mm)	26" (650mm)	28" (700mm)	30" (750mm)	
	NOMINAL HEIGHT Side Mount Motor mounted on short dimension Bottom Mount Motor mounted on long dimension	8" (200mm)	6721*	6722*	6723*	6724*	6725*	6726*	6727*	6728*	6729*	6730*	6731*	6753*
		10" (250mm)	-	6732*	6733*	6734*	6735*	6736*	6737*	6738*	6739*	6740*	6741*	6742*
		12" (300mm)	-	-	6743*	6744*	6745*	6746*	6747*	6748*	6749*	6750	6751	6752
		14" (350mm)	-	-	-	6754*	6755*	6756*	6757*	6758*	6759*	6760	6761	6762
		16" (400mm)	-	-	-	-	6763*	6764	6765	6766	6767	6768	6769	6770
		18" (450mm)	-	-	-	-	-	6771	6772	6773	6774	6775	6776	6777
		20" (500mm)	-	-	-	-	-	-	6778*	6779	6780	6781	6782	6783
		22" (550mm)	-	-	-	-	-	-	-	6784	6785	6786	6787	6788
		24" (600mm)	-	-	-	-	-	-	-	-	6789	6790	6791	6792
		26" (650mm)	-	-	-	-	-	-	-	-	-	6793	6794	6795
		28" (700mm)	-	-	-	-	-	-	-	-	-	-	6796	6797
		30" (750mm)	-	-	-	-	-	-	-	-	-	-	-	6798
8" (200mm)	6721*	6812*	6813*	6814*	6815*	6816*	6817*	6818*	6819*	-	-	-		
10" (250mm)	-	6732*	6823*	6824*	6825*	6826*	6827*	6828*	6829*	-	-	-		
12" (300mm)	-	-	6743*	6834*	6835*	6836*	6837*	6838*	6839*	-	-	-		

10-day lead time for shaded items * Indicates a 3-wire, power-open/power closed version of this model is available. Add W3 to the end of the model number to order